


JOSH GREEN, M.D.
GOVERNOR



DOUGLAS MURDOCK
CHIEF INFORMATION OFFICER

OFFICE OF ENTERPRISE TECHNOLOGY SERVICES

P.O. BOX 119, HONOLULU, HI 96810-0119
Ph: (808) 586-6000 | Fax: (808) 586-1922
ETS.HAWAII.GOV

December 28, 2023

The Honorable Ronald D. Kouchi
President of the Senate
and Members of the Senate
Hawai'i State Legislature
State Capitol, Room 409
Honolulu, Hawai'i 96813

The Honorable Scott K. Saiki
Speaker of the House
and Members of the House
Hawai'i State Legislature
State Capitol, Room 431
Honolulu, Hawai'i 96813

Dear President Kouchi, Speaker Saiki, and Members of the Legislature:

On behalf of the Information Privacy and Security Council, which is assigned to the Department of Accounting and General Services and chaired by the State Chief Information Officer, the Office of Enterprise Technology Services respectfully submits the attached Annual Summary Report on the government agencies' personal information systems, pursuant to HRS section 487N-5(d).


In accordance with HRS section 93-16, this report may be viewed electronically at <http://ipsc.hawaii.gov/> .

Sincerely,


Douglas Murdock (Dec 28, 2023 10:14 HST)

Douglas Murdock
Chief Information Officer

Attachment



INFORMATION PRIVACY AND SECURITY COUNCIL

ANNUAL SUMMARY REPORT

December 27, 2023

SUBMITTED TO

THE THIRTY-FIRST STATE LEGISLATURE

Information Privacy and Security Council
Annual Summary Report
December 27, 2023

The Information Privacy and Security Council (IPSC) submits the following summary report on the existence and character of government agencies' personal information (PI) systems, pursuant to section 487N-5(d), Hawaii Revised Statutes (HRS).

The IPSC has received the individual annual reports submitted by government agencies of the State of Hawaii, City and County of Honolulu, Hawaii County, Maui County, and Kauai County, in accordance with HRS section 487N-7. Enclosed are the council's findings and summary of recent legislation to protect PI handled by government agencies.

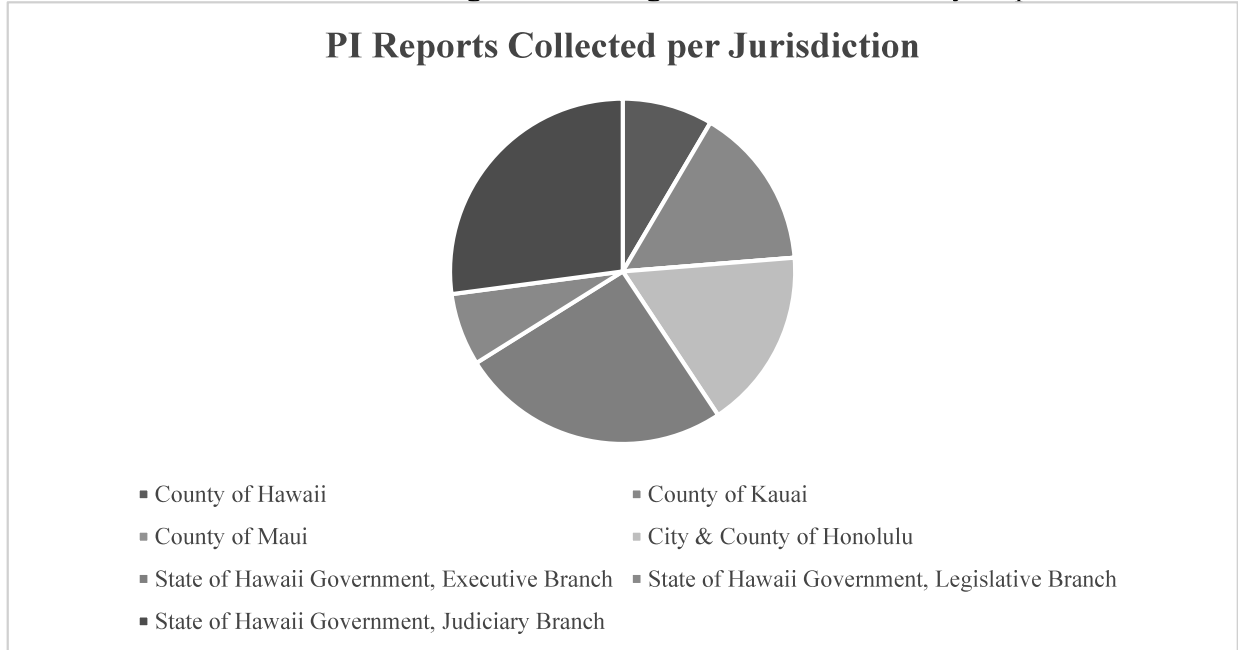
BACKGROUND

Any State or local government agency that maintains one or more personal information systems is required under section 487N-7, Hawaii Revised Statute (HRS), to submit to the IPSC an annual report on the existence and character of each PI system added or eliminated since the agency's previous annual report.

The IPSC continued with the "paperless" method of reporting to all jurisdictions and departments. All agencies had the option of using the IPSC's Privacy Impact Assessment (PIA) fillable PDF, accessible to agencies through the IPSC website (ipsc.hawaii.gov), to comply with their reporting requirement.

General Statistics

There was a total of **50** reports submitted this year. Of the total reports collected, **70%** were new submissions while the remaining were existing submissions from the year prior.

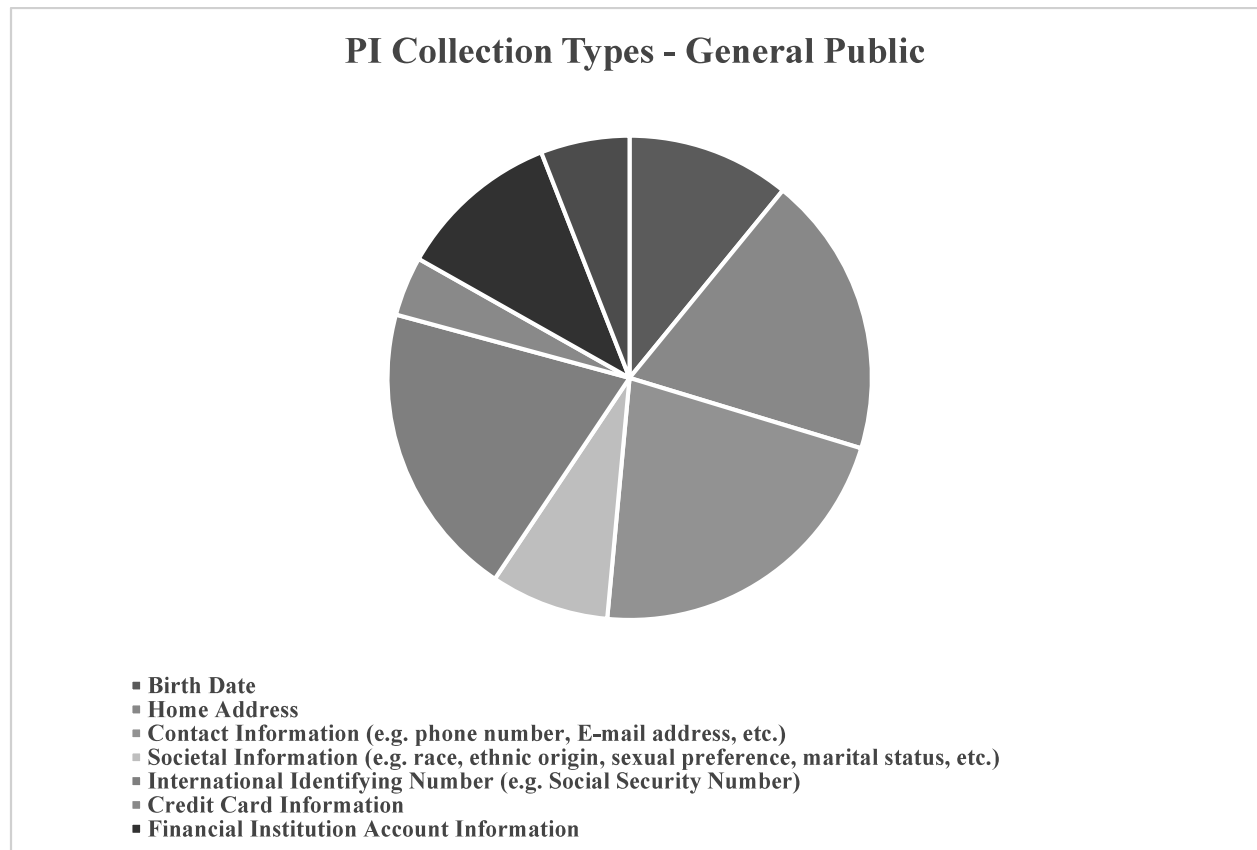


Total Reports Received in 2023		59
County of Hawaii	5	10%
County of Kauai	9	0%
County of Maui	0	0%
City & County of Honolulu	10	20%
State of Hawaii Government, Executive Branch	15	30%
State of Hawaii Government, Legislative Branch	4	8%
State of Hawaii Government, Judiciary Branch	16	32%

Data Usage

General Public Information

Based on the responses from agencies that collect information from the General Public, the following types of PI are being collected:

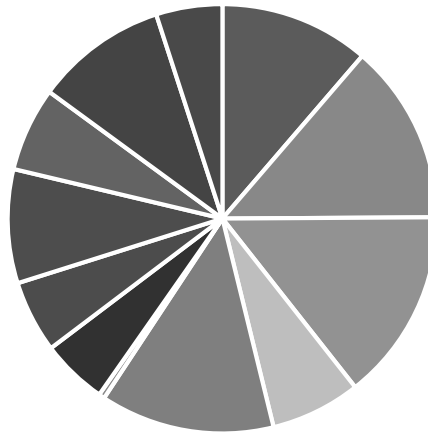


Birth Date	11%
Home Address	19%
Contact Information (e.g. phone number, E-mail address, etc.)	22%
Societal Information (e.g. race, ethnic origin, sexual preference, marital status, etc.)	8%
International Identifying Number (e.g. Social Security Number)	20%
Credit Card Information	4%
Financial Institution/Account Information	11%
Medical Information	6%

Government Employee Information

Based on the responses from agencies that collect information from Government Employees, the following types of PI are being collected:

PI Collection Types - Government Employee

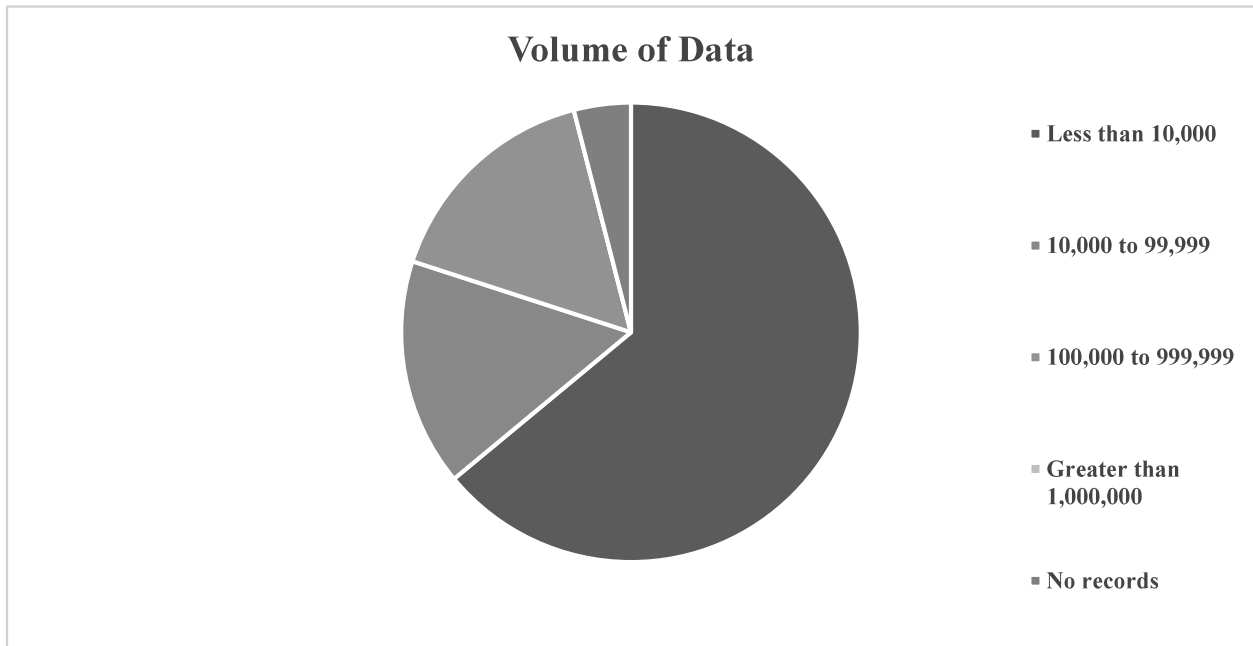


- Birth Date
- Home Address
- Contact Information (e.g. phone number, E-mail address, etc.)
- Societal Information (e.g. race, ethnic origin, sexual preference, marital status, etc.)
- International Identifying Number (e.g. Social Security Number)
- Credit Card Information
- Financial Institution Account Information
- Medical Information
- Hire Date
- Performance Reviews/Evaluations
- Salary/Compensation Information
- Dependents or Beneficiaries Information

Birth Date	11%
Home Address	14%
Contact Information (e.g. phone number, E-mail address, etc.)	14%
Societal Information (e.g. race, ethnic origin, sexual preference, marital status, etc.)	7%
International Identifying Number (e.g. Social Security Number)	13%
Credit Card Information	0%
Financial Institution/Account Information	5%
Medical Information	5%
Hire Date	9%
Performance Reviews/Evaluations	6%
Salary/Compensation Information	10%
Dependents or Beneficiaries Information	5%

Data Volume

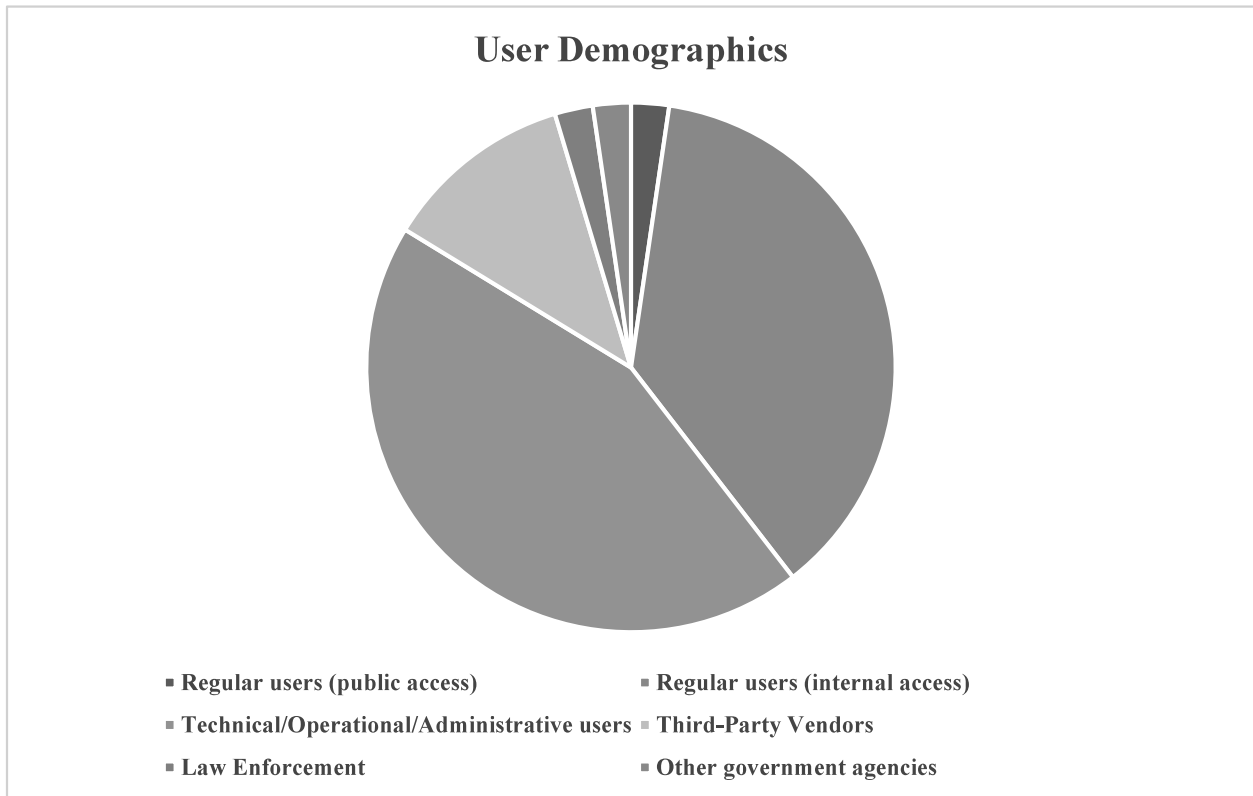
Below summarizes the volume of data being collected and stored by State of Hawaii government agencies. The graph and table summarize the volume by reporting agency:



Less than 10,000	64%
10,000 to 99,999	16%
100,000 to 999,999	16%
Greater than 1,000,000	0%
No Records	4%

Demographics

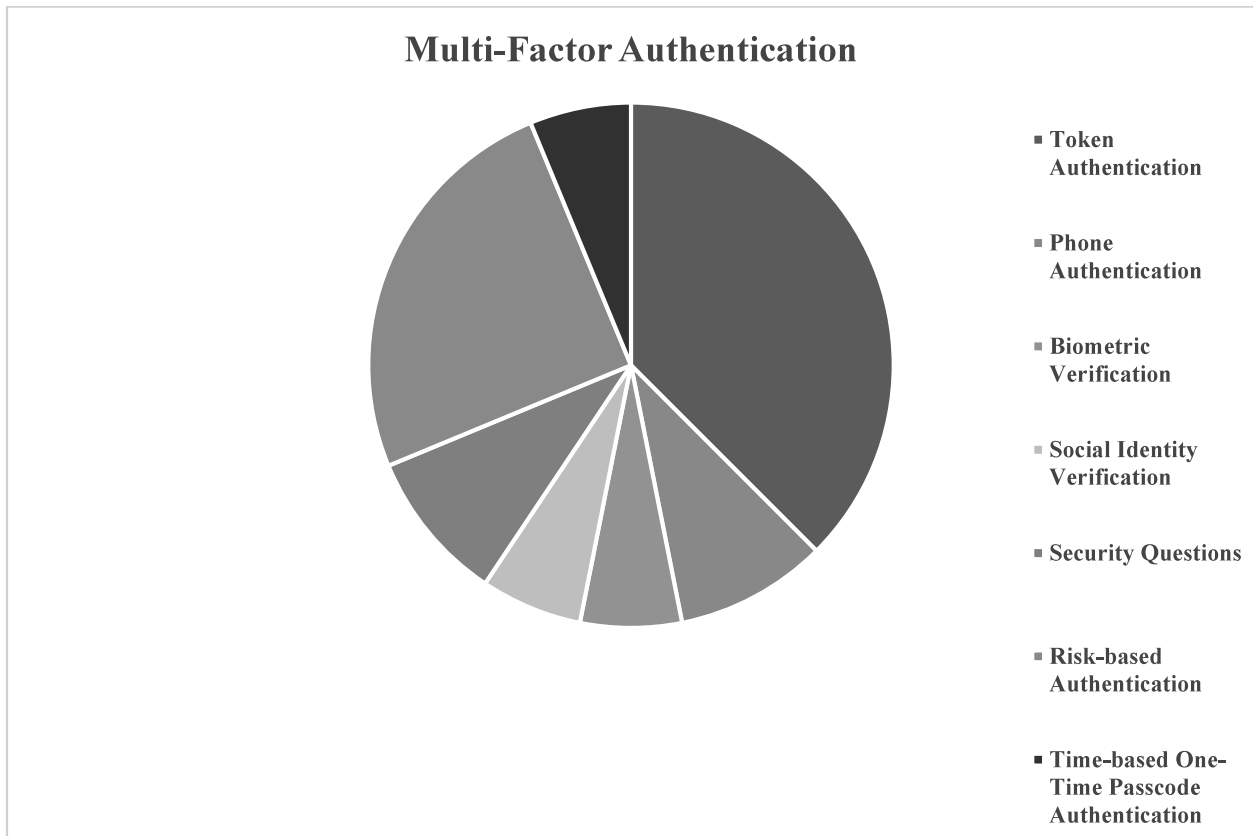
The following table and graph summarize the demographics of the types of users accessing and handling personal information:



Regular users (public access)	2%
Law Enforcement	2%
Other government agencies	2%
Regular users (internal access)	37%
Third-Party Vendors	12%
Technical/ Operational/ Administrative users	44%

Access and Authentication

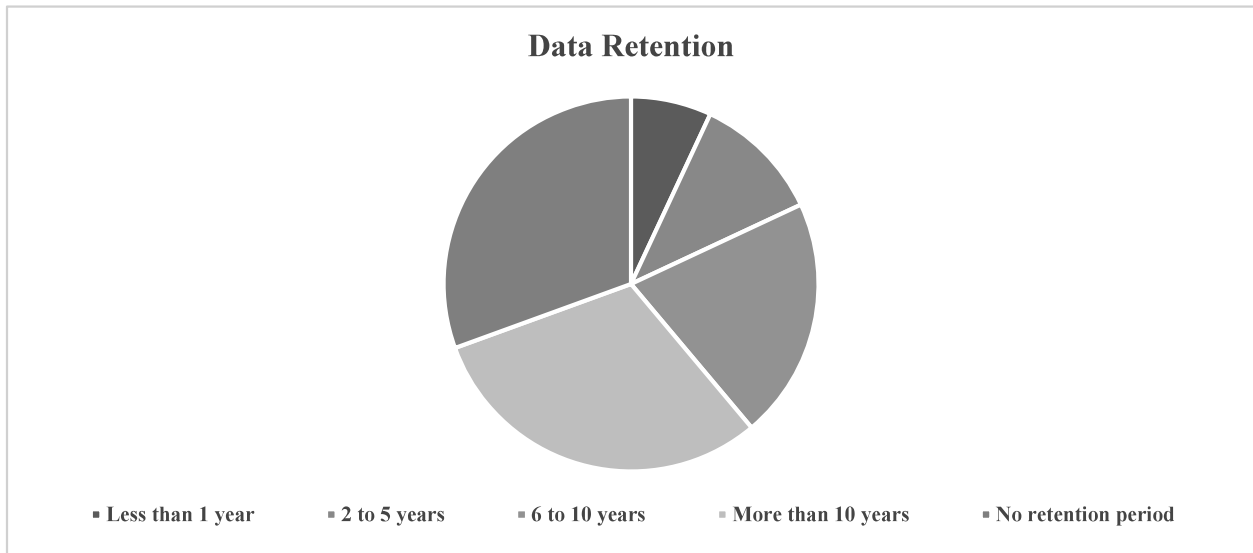
The following table and graph summarize the means of authentication to access applications with personal information:



Token Authentication	38%
Phone Authentication	9%
Biometric Verification	6%
Social Identity Verification	6%
Security Questions	9%
Risk-based Authentication	25%
Time-based One-Time Passcode Authentication	6%

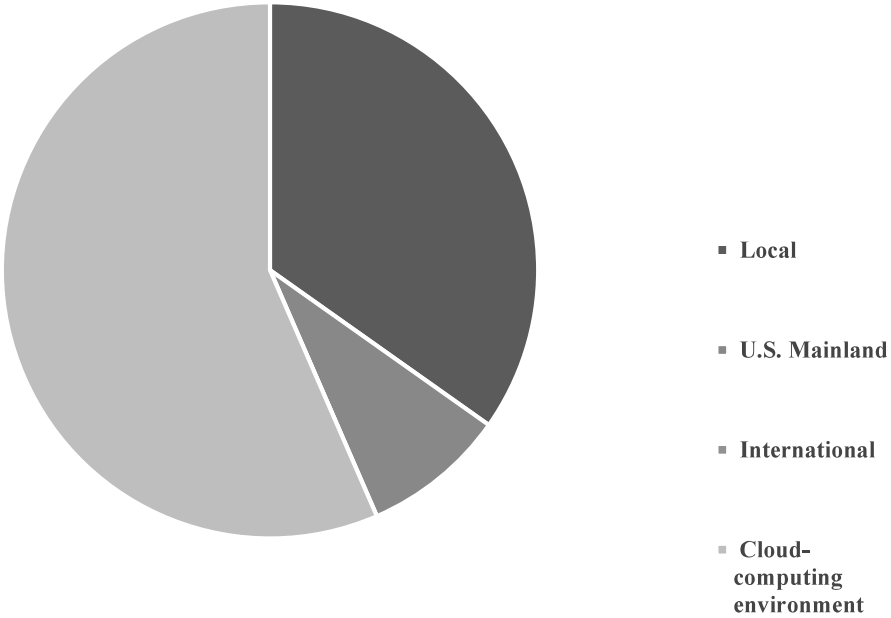
Retention and Storage

The following tables and graphs summarize retention period and storage of personal information on reported applications:



Less than 1 year	7%
2 to 5 years	11%
6 to 10 years	21%
More than 10 years	31%
None	31%

Data Storage



Local	35%
U.S. Mainland	9%
International	0%
Cloud-computing Environments	57%