


DAVID Y. IGE
GOVERNOR



DOUGLAS MURDOCK
CHIEF INFORMATION OFFICER

OFFICE OF ENTERPRISE TECHNOLOGY SERVICES

P.O. BOX 119, HONOLULU, HI 96810-0119

December 28, 2021

The Honorable Ronald D. Kouchi
President, and Members of the Senate
Thirty-First State Legislature
State Capitol, Room 409
Honolulu, Hawai'i 96813

The Honorable Scott K. Saiki
Speaker, and Members of the
House of Representatives
Thirty-First State Legislature
State Capitol, Room 431
Honolulu, Hawai'i 96813

Dear President Kouchi, Speaker Saiki, and Members of the Legislature:

On behalf of the Information Privacy and Security Council, which is assigned to the Department of Accounting and General Services and chaired by the State Chief Information Officer, the Office of Enterprise Technology Services respectfully submits the attached Annual Summary Report on the government agencies' personal information systems, pursuant to HRS section 487N-5(d).


In accordance with HRS section 93-16, this report may be viewed electronically at <http://ipsc.hawaii.gov/>.

Sincerely,


Douglas Murdock (Dec 29, 2021 15:39 HST)

Douglas Murdock
Chief Information Officer

Attachment



INFORMATION PRIVACY AND SECURITY COUNCIL

ANNUAL SUMMARY REPORT

December 28, 2021

SUBMITTED TO

THE THIRTY-FIRST STATE LEGISLATURE

**Information Privacy and Security Council
Annual Summary Report
December 28, 2021**

The Information Privacy and Security Council (IPSC) submits the following summary report on the existence and character of government agencies' personal information (PI) systems, pursuant to section 487N-5(d), Hawaii Revised Statutes (HRS).

The IPSC has received the individual annual reports submitted by government agencies of the State of Hawaii, City and County of Honolulu, Hawaii County, Maui County, and Kauai County, in accordance with HRS section 487N-7. Enclosed are the council's findings and summary of recent legislation to protect PI handled by government agencies.

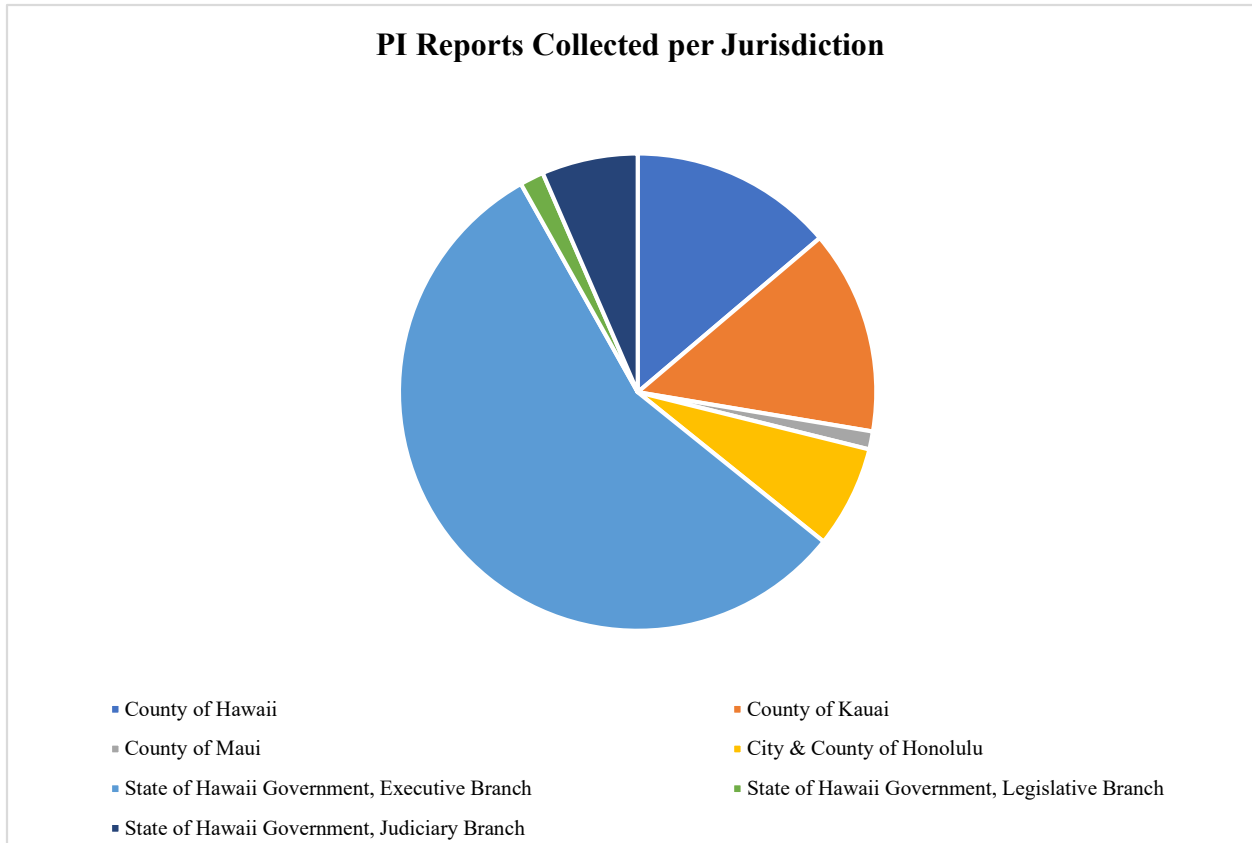
BACKGROUND

Any State or local government agency that maintains one or more personal information systems is required under section 487N-7, Hawaii Revised Statute (HRS), to submit to the IPSC an annual report on the existence and character of each PI system added or eliminated since the agency's previous annual report.

The IPSC continued with the "paperless" method of reporting to all jurisdictions and departments. All agencies had the option of using the IPSC's Privacy Impact Assessment (PIA) fillable PDF, accessible to agencies through the IPSC website (ipsc.hawaii.gov), to comply with their reporting requirement.

General Statistics

There was a total of **247** submitted reports this year, a **60%** increase compared to last year due to the modification of the Annual Personal Information (PI) System report. Agencies easily adopted the modified report and concluded with **180** updated system reports and **67** new reports collected.

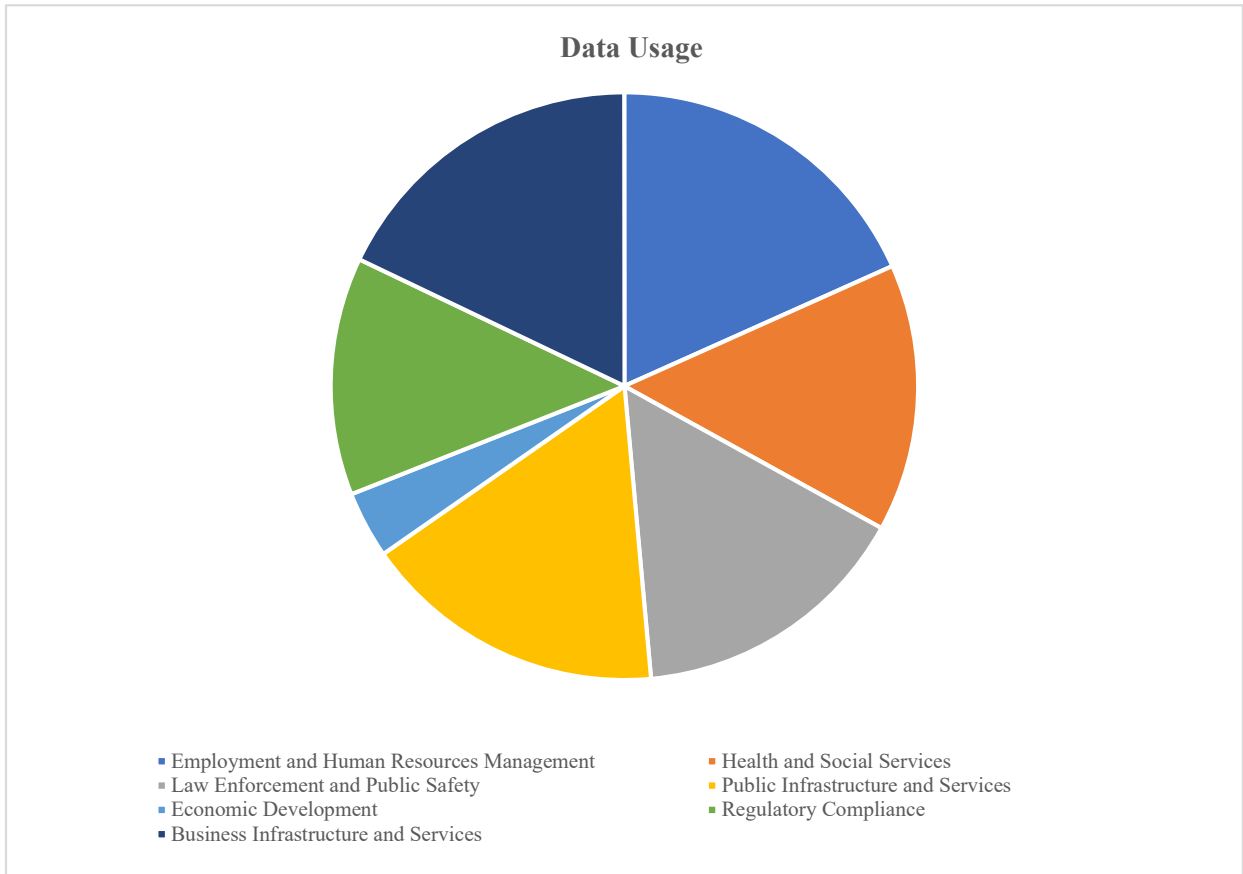


Total Reports Received in 2021	246	
County of Hawaii	34	14%
County of Kauai	34	14%
County of Maui	3	1%
City & County of Honolulu	17	7%
State of Hawaii Government, Executive Branch	138	56%
State of Hawaii Government, Legislative Branch	4	2%
State of Hawaii Government, Judiciary Branch	16	7%

Data Usage

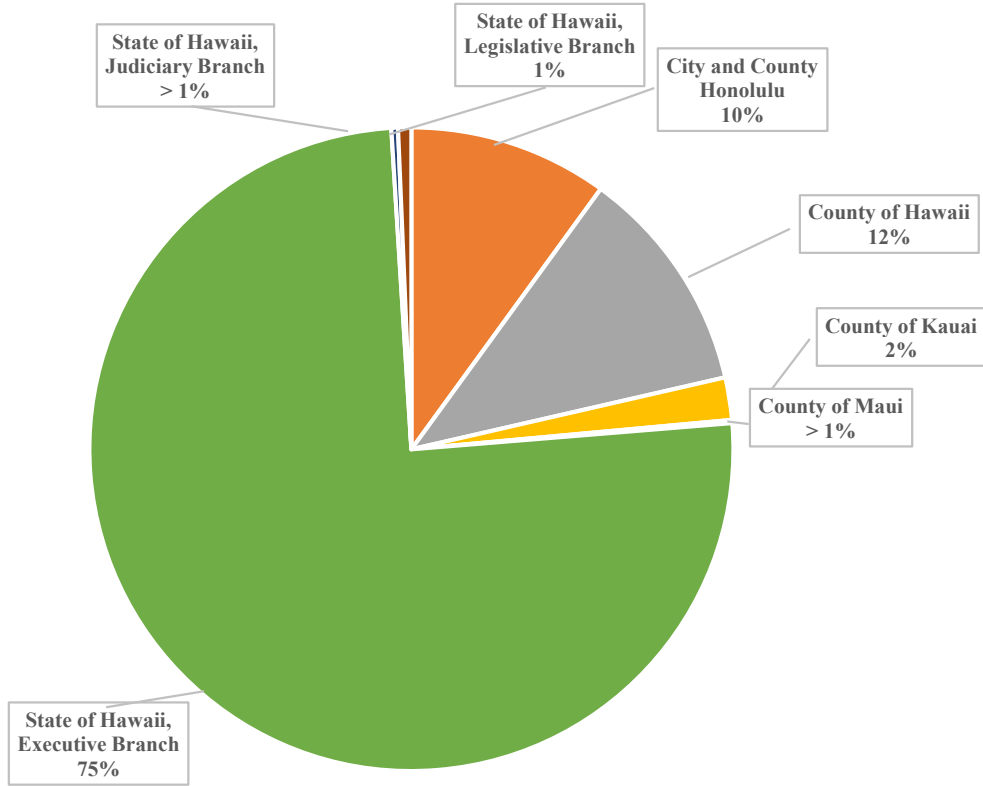
There were **63 (25%)** systems that collected only General Public information and **86 (34%)** systems that collected only Government Employee information. Responses also summarized that **73 systems (29%)** collected both types of information and **24 systems (9%)** do not collect any PI.

Analysis of the responses illustrated that government agencies are collecting personal information for the purpose of economic development (5%), employment and human resources management (18%), health and social services (15%), law enforcement and public safety (16%), public infrastructure and services (17%), business infrastructure and services (18%), and regulatory compliance (13%). The table below reflects an average breakdown per usage type.

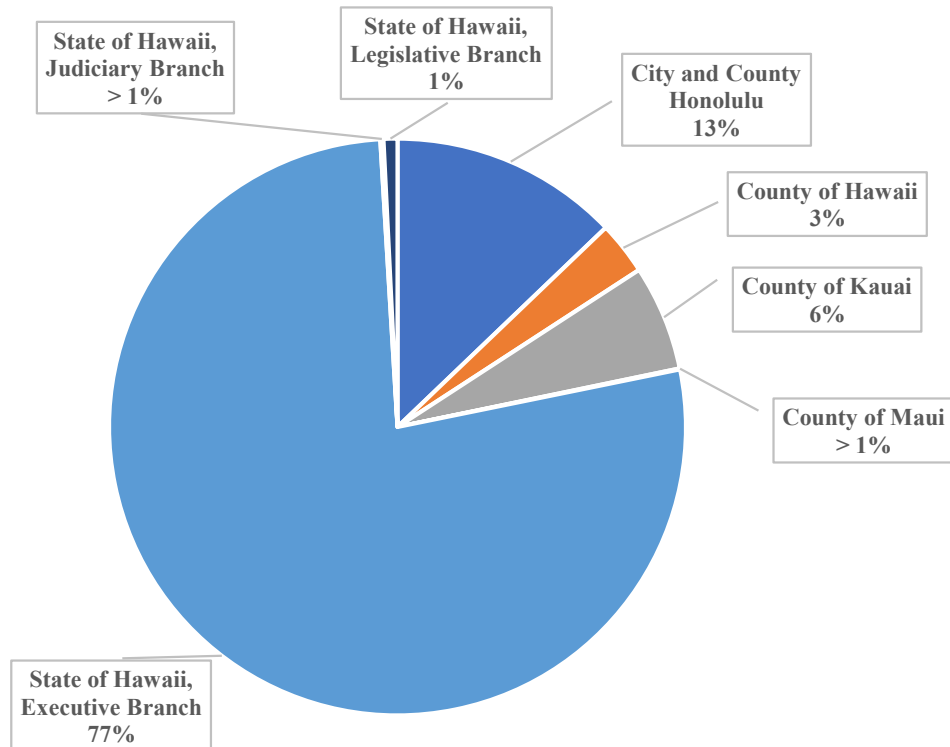


Average Volume per Usage Type	
Employment and Human Resources Management	12,260,000
Health and Social Services	9,872,000
Law Enforcement and Public Safety	10,411,000
Public Infrastructure and Services	11,240,000
Economic Development	2,465,000
Regulatory Compliance	8,770,000
Business Infrastructure and Services	12,000,000

Government Employee PI Volume per Agency

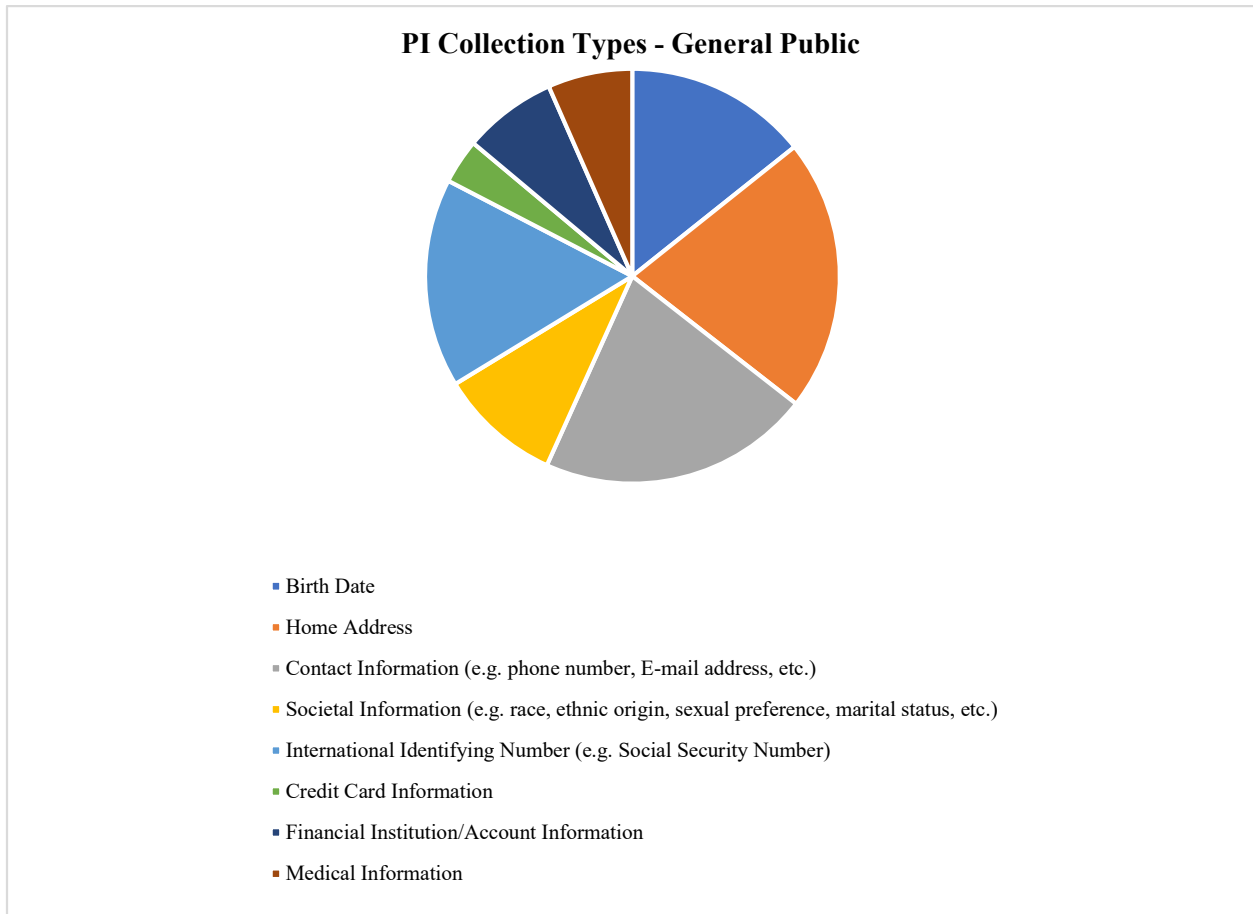


General Public PI Volume per Agency



General Public Information

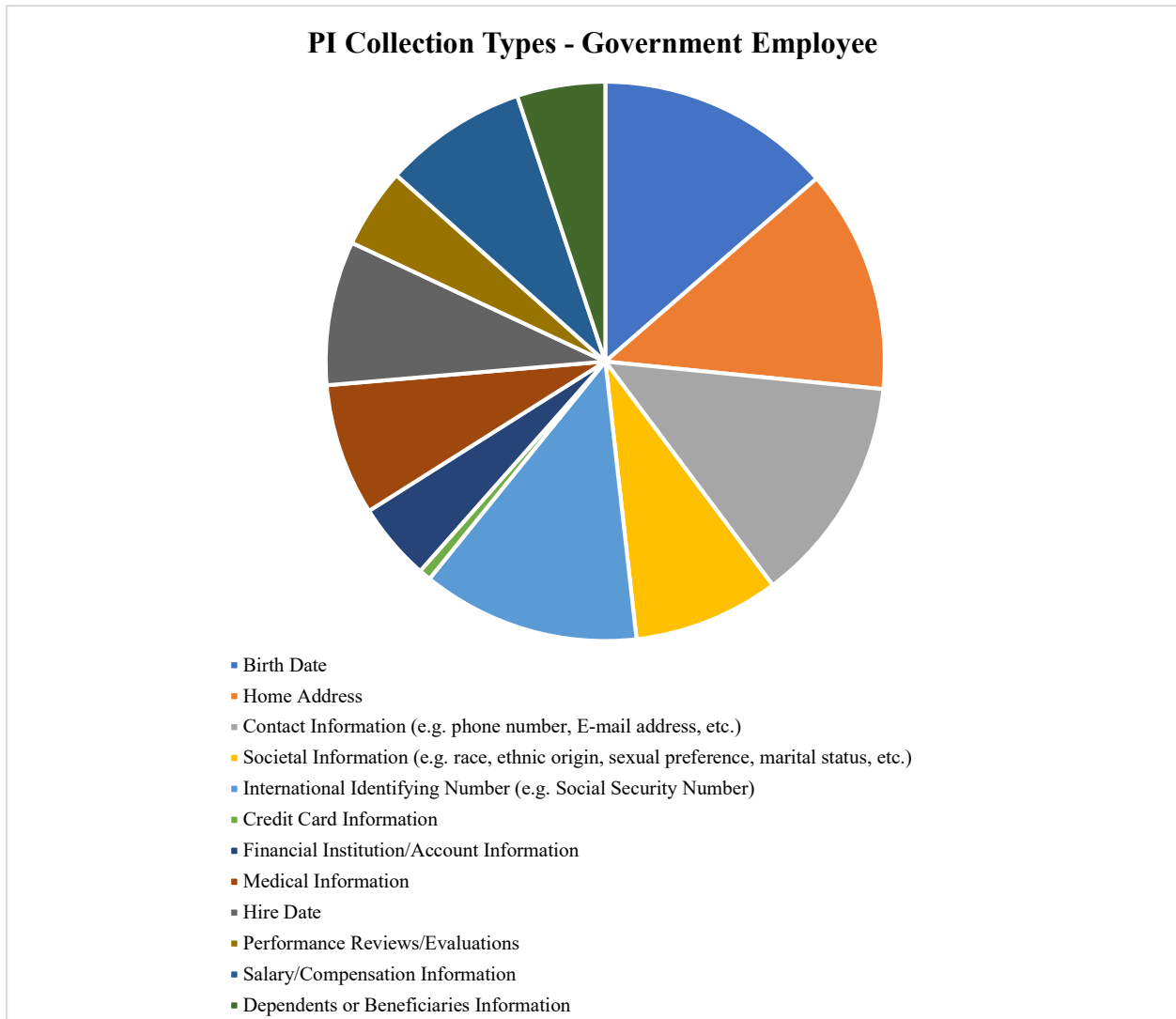
Based on the responses from agencies that collect information from the General Public, the following types of PI are being collected:



Birth Date	14%
Home Address	21%
Contact Information (e.g. phone number, E-mail address, etc.)	21%
Societal Information (e.g. race, ethnic origin, sexual preference, marital status, etc.)	10%
International Identifying Number (e.g. Social Security Number)	16%
Credit Card Information	3%
Financial Institution/Account Information	7%
Medical Information	7%

Government Employee Information

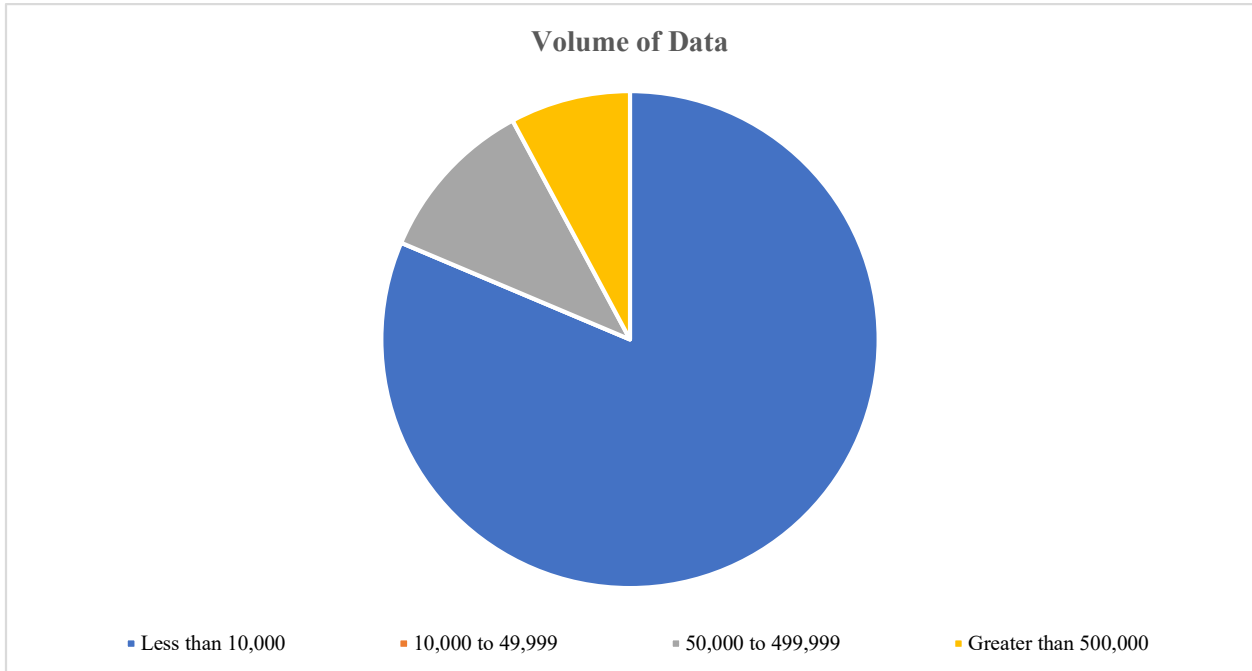
Based on the responses from agencies that collect information from Government Employees, the following types of PI are being collected:



Birth Date	14%
Home Address	13%
Contact Information (e.g. phone number, E-mail address, etc.)	13%
Societal Information (e.g. race, ethnic origin, sexual preference, marital status, etc.)	8%
International Identifying Number (e.g. Social Security Number)	13%
Credit Card Information	1%
Financial Institution/Account Information	5%
Medical Information	8%
Hire Date	8%
Performance Reviews/Evaluations	5%
Salary/Compensation Information	8%
Dependents or Beneficiaries Information	5%

Data Volume

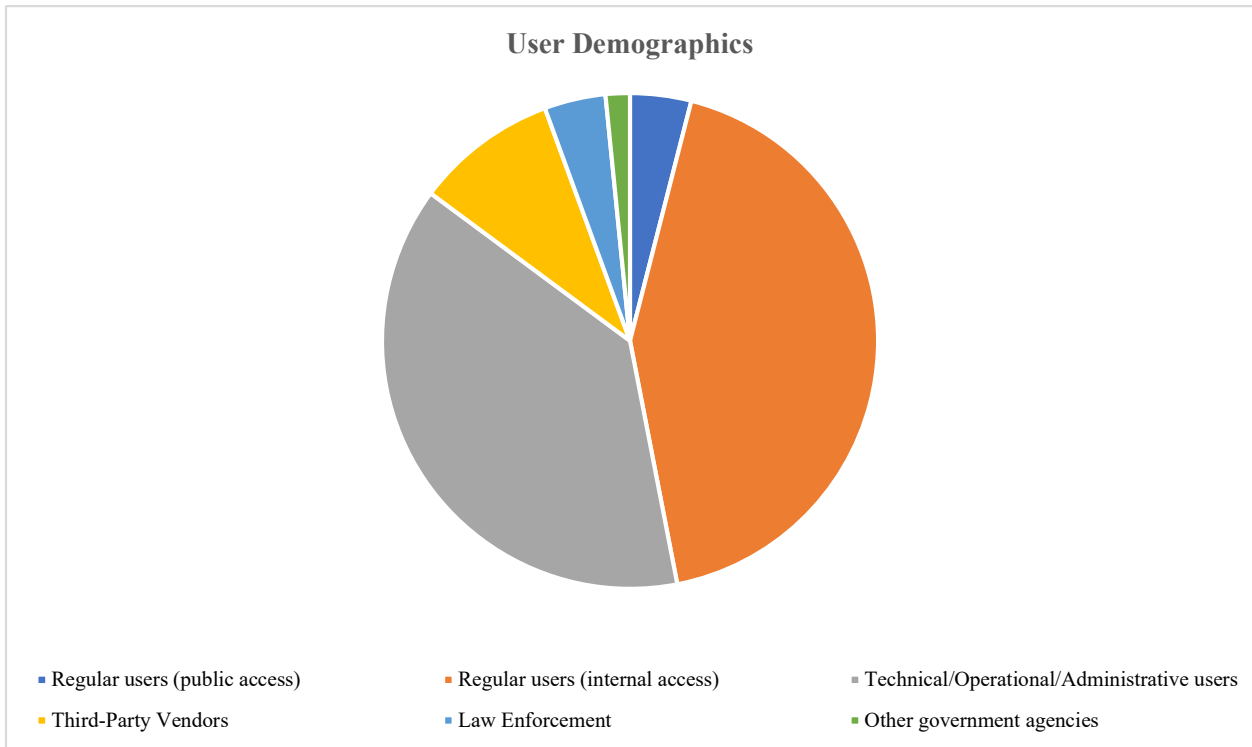
Below summarizes the volume of data being collected and stored by State of Hawaii government agencies. The graph and table summarize the volume by reporting agency.



Less than 10,000	81%
10,000 to 49,999	0%
50,000 to 499,999	11%
Greater than 500,000	8%

Demographics

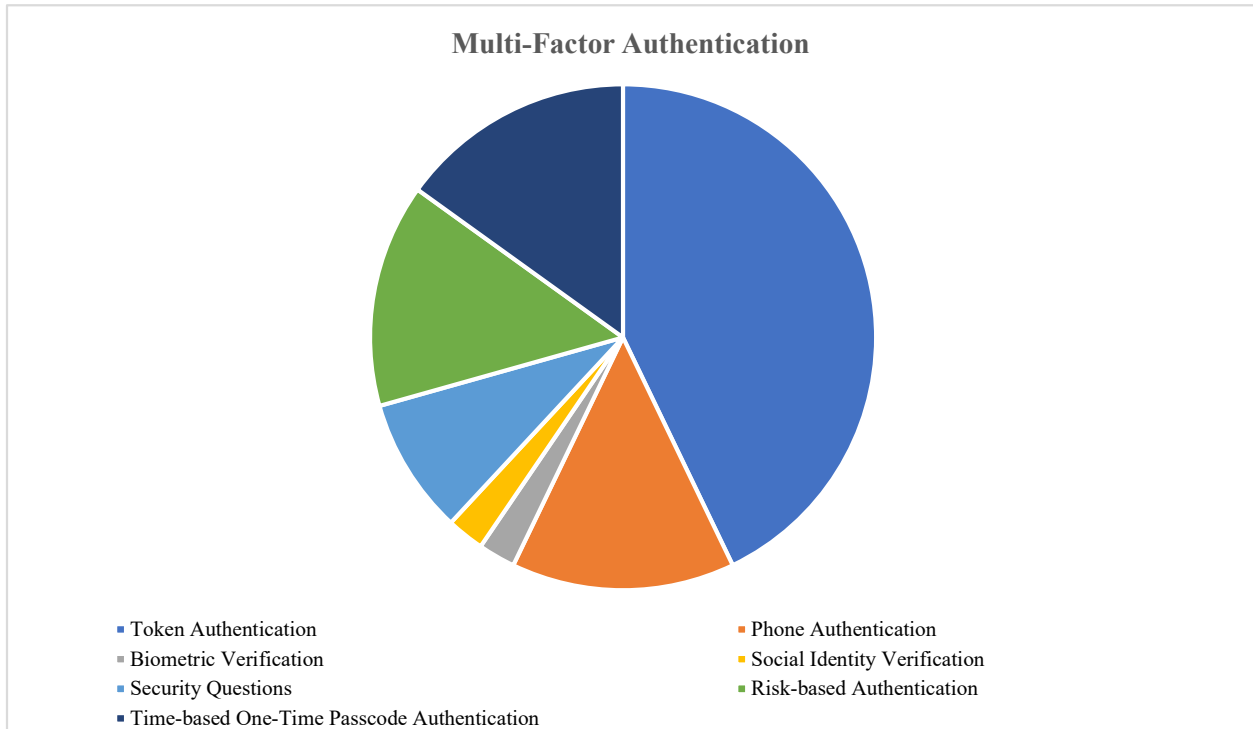
The following table and graph summarize the demographics of the types of users accessing and handling personal information.



Regular users (public access)	4%
Law Enforcement	4%
Other government agencies	2%
Regular users (internal access)	41%
Third-Party Vendors	10%
Technical/ Operational/ Administrative users	39%

Access and Authentication

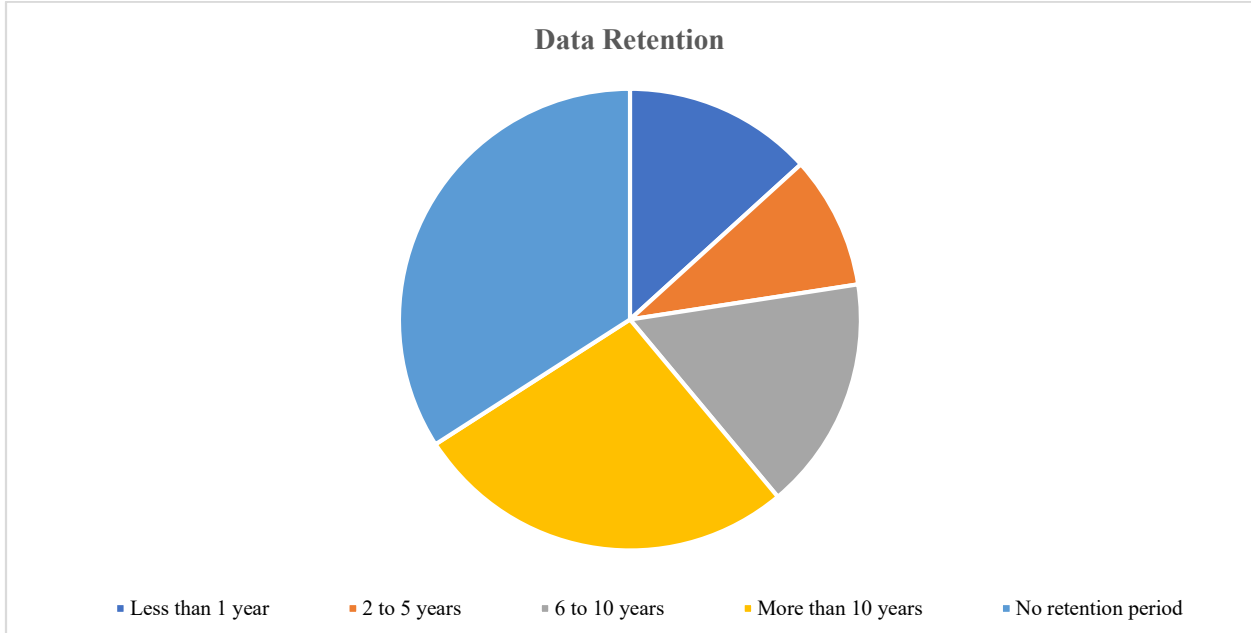
The collection summarized that there are **161** systems accessible via website (**29%**), internal network via a virtual private connection (**67%**), or terminal access (**4%**). On average, **150** systems require basic authentication (e.g., username and password). Out of the general population, **34%** of agency systems reported required an additional form of authentication (multi-factor authentication) while **66%** of agency systems reported it was not required. Common multi-factor authentications are as followed:



Token Authentication	43%
Phone Authentication	14%
Biometric Verification	2%
Social Identity Verification	2%
Security Questions	9%
Risk-based Authentication	14%
Time-based One-Time Passcode Authentication	15%

Retention and Storage

On average, there are **86** systems that are designed to have information stored offsite, outside of the reporting agencies building premise, **43%** back-up personal information locally within the vicinity of the agency, **12%** reported storing information in U.S. Mainland locations, while **45%** of agencies back-up their information to cloud environments. No agencies reported storing information in International locations. From the general reporting population, **77 (34%)** reported that the system does not have a retention period, while the remaining respondents stated that they have a retention period.



Less than 1 year	13%
2 to 5 years	9%
6 to 10 years	16%
More than 10 years	27%

APPENDIX A – Average Count of Systems collecting Personal Information per County and Usage

City and County of Honolulu	Government Employees	General Public
Employment and Human Resources Management	6	1
Health and Social Services	4	5
Law Enforcement and Public Safety	6	8
Public Infrastructure and Services	0	3
Regulatory Compliance	9	0
County of Hawaii	Government Employees	General Public
Economic Development	0	3
Employment and Human Resources Management	6	1
Health and Social Services	8	6
Law Enforcement and Public Safety	0	1
Public Infrastructure and Services	1	3
Regulatory Compliance	4	0
County of Kauai	Government Employees	General Public
Economic Development	3	3
Employment and Human Resources Management	7	5
Health and Social Services	5	7
Law Enforcement and Public Safety	5	5
Public Infrastructure and Services	5	5
Regulatory Compliance	4	4
County of Maui	Government Employees	General Public
Employment and Human Resources Management	4	2
State of Hawaii, Executive Branch	Government Employees	General Public
Business Infrastructure and Services	6	6
Economic Development	2	2
Employment and Human Resources Management	6	1
Health and Social Services	1	5
Law Enforcement and Public Safety	1	3
Public Infrastructure and Services	1	4
Regulatory Compliance	2	3
State of Hawaii, Judiciary Branch	Government Employees	General Public
Economic Development	1	2
Employment and Human Resources Management	6	1
Law Enforcement and Public Safety	3	4
Regulatory Compliance	2	2
State of Hawaii, Legislative Branch	Government Employees	General Public
Employment and Human Resources Management	9	1
Public Infrastructure and Services	2	1

APPENDIX B – Types of General Public PI Collected per County and Usage

City and County of Honolulu	Birth Date	Home Address	Contact Information (e.g. phone number, E-mail address, etc.)	Societal Information (e.g. race, ethnic origin, sexual preference, marital status, etc.)	International Identifying Number (e.g. Social Security Number)	Credit Card Information	Financial/Account Information	Medical Information
Employment and Human Resources Management	3	4	5	3	3	1	3	2
Health and Social Services	0	1	1	0	1	0	1	0
Public Infrastructure and Services	1	2	2	1	2	0	0	1
Regulatory Compliance	1	1	1	1	1	0	1	1
County of Hawaii	Birth Date	Home Address	Contact Information	Societal Information	International Identifying Number	Credit Card Information	Financial/Account Information	Medical Information
Employment and Human Resources Management	1	4	3	1	4	0	2	0
Law Enforcement and Public Safety	2	2	2	0	2	1	1	1
Public Infrastructure and Services	2	2	2	1	2	0	2	2
County of Kauai	Birth Date	Home Address	Contact Information	Societal Information	International Identifying Number	Credit Card Information	Financial/Account Information	Medical Information
Employment and Human Resources Management	3	3	3	2	2	0	1	2
Health and Social Services	4	5	5	3	3	2	2	0
Public Infrastructure and Services	3	3	3	3	1	0	0	1
Regulatory Compliance	0	1	1	0	1	0	1	0
County of Maui	Birth Date	Home Address	Contact Information	Societal Information	International Identifying Number	Credit Card Information	Financial/Account Information	Medical Information
Employment and Human Resources Management	1	2	3	1	3	0	0	1
State of Hawaii, Executive Branch	Birth Date	Home Address	Contact Information	Societal Information	International Identifying Number	Credit Card Information	Financial/Account Information	Medical Information
Business Infrastructure and Services	2	1	2	1	2	0	0	1
Economic Development	4	7	7	3	7	0	2	0
Employment and Human Resources Management	15	24	24	9	16	7	9	8
Health and Social Services	11	17	16	8	12	3	3	4
Law Enforcement and Public Safety	1	2	2	0	0	0	0	0

Public Infrastructure and Services	2	3	4	2	3	1	0	1
Regulatory Compliance	3	7	7	2	6	0	2	1
State of Hawaii, Judiciary Branch	Birth Date	Home Address	Contact Information	Societal Information	International Identifying Number	Credit Card Information	Financial/Account Information	Medical Information
Economic Development	1	1	2	1	2	0	0	0
Employment and Human Resources Management	0	1	1	0	0	0	1	0
Law Enforcement and Public Safety	1	4	1	0	4	0	0	0
Regulatory Compliance	0	1	1	0	0	1	0	0
State of Hawaii, Legislative Branch	Birth Date	Home Address	Contact Information	Societal Information	International Identifying Number	Credit Card Information	Financial/Account Information	Medical Information
Employment and Human Resources Management	1	1	1	0	0	0	0	0
Public Infrastructure and Services	1	1	1	0	1	0	1	1

APPENDIX C – Types of Government Employee PI Collected per County and Usage

City and County of Honolulu	Birth Date	Home Address	Contact Information	Societal Information	International Identifying Number	Credit Card Information	Financial/Account Information	Medical Information	Hire Date	Performance Reviews / Evaluations	Salary / Compensation Information	Dependents / Beneficiaries Information
Employment and Human Resources Management	5	5	5	3	5	0	1	3	2	2	2	1
Law Enforcement and Public Safety	1	1	1	1	1	0	0	1	1	1	1	1
Public Infrastructure and Services	1	1	1	0	2	0	1	0	1	0	1	1
County of Hawaii	Birth Date	Home Address	Contact Information	Societal Information	International Identifying Number	Credit Card Information	Financial/Account Information	Medical Information	Hire Date	Performance Reviews / Evaluations	Salary / Compensation Information	Dependents / Beneficiaries Information
Economic Development	1	1	1	1	2	0	1	2	2	0	1	1
Employment and Human Resources Management	16	17	16	12	17	0	6	8	11	4	13	7
Health and Social Services	1	1	1	0	1	0	1	1	1	1	1	1
Law Enforcement and Public Safety	1	1	1	1	2	0	0	2	1	0	1	0
Public Infrastructure and Services	2	2	2	2	2	0	0	1	1	1	1	1
Regulatory Compliance	3	2	2	1	1	0	1	1	2	1	2	2
County of Kauai	Birth Date	Home Address	Contact Information	Societal Information	International Identifying Number	Credit Card Information	Financial/Account Information	Medical Information	Hire Date	Performance Reviews / Evaluations	Salary / Compensation Information	Dependents / Beneficiaries Information
Employment and Human Resources Management	1	1	1	1	1	0	0	1	1	1	1	1
Health and Social Services	1	1	1	1	1	0	0	1	1	0	1	1
Public Infrastructure and Services	1	1	1	1	1	0	0	1	0	0	0	0
Regulatory Compliance	0	1	1	1	1	0	1	0	0	0	1	1
County of Maui	Birth Date	Home Address	Contact Information	Societal Information	International Identifying Number	Credit Card Information	Financial/Account Information	Medical Information	Hire Date	Performance Reviews / Evaluations	Salary / Compensation Information	Dependents / Beneficiaries Information
Employment and Human Resources Management	0	0	1	0	0	0	0	1	0	0	0	0

State of Hawaii, Executive Branch	Birth Date	Home Address	Contact Information	Societal Information	International Identifying Number	Credit Card Information	Financial/ Account Information	Medical Information	Hire Date	Performance Reviews / Evaluations	Salary / Compensation Information	Dependents / Beneficiaries Information
Economic Development	3	4	5	2	6	0	2	0	1	1	1	1
Employment and Human Resources Management	25	22	23	15	17	3	9	16	19	14	17	11
Health and Social Services	11	9	10	5	8	0	3	3	4	1	4	4
Law Enforcement and Public Safety	7	8	7	4	4	0	0	4	6	3	4	3
Public Infrastructure and Services	3	4	4	2	4	0	2	1	2	2	4	2
Regulatory Compliance	11	7	7	3	10	0	1	7	4	3	6	2
State of Hawaii, Judiciary Branch	Birth Date	Home Address	Contact Information	Societal Information	International Identifying Number	Credit Card Information	Financial/ Account Information	Medical Information	Hire Date	Performance Reviews / Evaluations	Salary / Compensation Information	Dependents / Beneficiaries Information
Economic Development	2	2	3	2	3	0	0	0	1	0	2	0
Employment and Human Resources Management	3	2	2	2	3	0	1	2	3	2	2	1
Law Enforcement and Public Safety	2	2	1	2	3	0	0	1	2	0	2	0
Regulatory Compliance	1	1	1	0	1	0	0	0	1	0	1	0
State of Hawaii, Legislative Branch	Birth Date	Home Address	Contact Information	Societal Information	International Identifying Number	Credit Card Information	Financial/ Account Information	Medical Information	Hire Date	Performance Reviews / Evaluations	Salary / Compensation Information	Dependents / Beneficiaries Information
Employment and Human Resources Management	1	1	1	1	1	0	1	1	1	1	1	1

APPENDIX D – Volume of General Public PI per County and Category

City and County of Honolulu	Less than 10,000	10,000 to 49,999	50,000 to 499,999	Greater than 500,000
Employment and Human Resources Management	1	0	0	0
Health and Social Services	5	0	0	0
Law Enforcement and Public Safety	0	0	0	8
Public Infrastructure and Services	3	0	0	0
County of Hawaii	Less than 10,000	10,000 to 49,999	50,000 to 499,999	Greater than 500,000
Economic Development	3	0	0	0
Employment and Human Resources Management	1	0	2	0
Health and Social Services	6	0	0	0
Law Enforcement and Public Safety	1	0	0	0
Public Infrastructure and Services	3	0	0	0
County of Kauai	Less than 10,000	10,000 to 49,999	50,000 to 499,999	Greater than 500,000
Employment and Human Resources Management	5	0	0	0
Health and Social Services	7	0	0	0
Law Enforcement and Public Safety	5	0	0	0
Public Infrastructure and Services	5	0	4	
Regulatory Compliance	4	0	0	0
County of Maui	Less than 10,000	10,000 to 49,999	50,000 to 499,999	Greater than 500,000
Employment and Human Resources Management	2	0	0	0
State of Hawaii, Executive Branch	Less than 10,000	10,000 to 49,999	50,000 to 499,999	Greater than 500,000
Business Infrastructure and Services	0	0	4	8
Economic Development	2	0	2	0
Employment and Human Resources Management	1	0	1	2
Health and Social Services	5	0	11	6
Law Enforcement and Public Safety	3	0	4	3
Public Infrastructure and Services	3	0	3	6
Regulatory Compliance	3	0	7	2
State of Hawaii, Judiciary Branch	Less than 10,000	10,000 to 49,999	50,000 to 499,999	Greater than 500,000
Economic Development	2	0	0	0
Employment and Human Resources Management	1	0	0	0
Law Enforcement and Public Safety	4	0	0	0
State of Hawaii, Legislative Branch	Less than 10,000	10,000 to 49,999	50,000 to 499,999	Greater than 500,000
Public Infrastructure and Services	0	0	1	0

APPENDIX E – Volume of Government Employee PI per County and Category

City and County Honolulu	Less than 10,000	10,000 to 49,999	50,000 to 499,999	Greater than 500,000
Employment and Human Resources Management	5	10	0	0
Health and Social Services	4	0	0	0
Law Enforcement and Public Safety	0	0	0	6
Regulatory Compliance	9	0	0	0
County of Hawaii	Less than 10,000	10,000 to 49,999	50,000 to 499,999	Greater than 500,000
Employment and Human Resources Management	6	0	8	0
Health and Social Services	8	0	0	0
Public Infrastructure and Services	1	0	0	0
Regulatory Compliance	4	0	0	0
County of Kauai	Less than 10,000	10,000 to 49,999	50,000 to 499,999	Greater than 500,000
Economic Development	0	3	0	0
Employment and Human Resources Management	7	0	0	0
Health and Social Services	6	0	0	0
Law Enforcement and Public Safety	4	7	0	0
Public Infrastructure and Services	7	0	0	0
Regulatory Compliance	4	0	0	0
County of Maui	Less than 10,000	10,000 to 49,999	50,000 to 499,999	Greater than 500,000
Employment and Human Resources Management	6	0	0	0
State of Hawaii, Executive Branch	Less than 10,000	10,000 to 49,999	50,000 to 499,999	Greater than 500,000
Business Infrastructure and Services	0	0	0	12
Economic Development	0	7	4	2
Employment and Human Resources Management	5	10	8	9
Health and Social Services	2	2	0	1
Law Enforcement and Public Safety	1	2	1	3
Public Infrastructure and Services	2	0	0	4
Regulatory Compliance	2	0	6	3

State of Hawaii, Judiciary Branch	Less than 10,000	10,000 to 49,999	50,000 to 499,999	Greater than 500,000
Economic Development	1	0	0	0
Employment and Human Resources Management	6	0	0	0
Law Enforcement and Public Safety	3	0	0	0
Regulatory Compliance	2	0	0	0
State of Hawaii, Legislative Branch	Less than 10,000	10,000 to 49,999	50,000 to 499,999	Greater than 500,000
Employment and Human Resources Management	10	9	0	0
Public Infrastructure and Services	0	0	2	0

APPENDIX F – User Demographics per Agency and Category

City and County of Honolulu	Regular users (public access)	Regular users (internal access)	Technical/Operational/Administrative users	Third-Party Vendors	Law Enforcement	Other government agencies
Employment and Human Resources Management	0	3	6	0	2	0
Health and Social Services	0	1	1	0	0	0
Law Enforcement and Public Safety	0	0	1	0	0	0
Public Infrastructure and Services	0	2	1	0	1	1
Regulatory Compliance	1	1	1	1	0	0
County of Hawaii	Regular users (public access)	Regular users (internal access)	Technical/Operational/Administrative users	Third-Party Vendors	Law Enforcement	Other government agencies
Economic Development	1	1	2	1	0	0
Employment and Human Resources Management	0	18	10	4	0	0
Health and Social Services	0	1	0	0	0	0
Law Enforcement and Public Safety	1	3	2	1	0	0
Public Infrastructure and Services	0	3	1	0	0	0
Regulatory Compliance	0	2	2	0	0	0
County of Kauai	Regular users (public access)	Regular users (internal access)	Technical/Operational/Administrative users	Third-Party Vendors	Law Enforcement	Other government agencies
Employment and Human Resources Management	0	3	3	1	0	0
Health and Social Services	0	3	5	3	0	0
Public Infrastructure and Services	0	2	1	0	0	0
Regulatory Compliance	0	0	1	0	0	0
County of Maui	Regular users (public access)	Regular users (internal access)	Technical/Operational/Administrative users	Third-Party Vendors	Law Enforcement	Other government agencies
Employment and Human Resources Management	0	1	3	1	0	0
State of Hawaii, Executive Branch	Regular users (public access)	Regular users (internal access)	Technical/Operational/Administrative users	Third-Party Vendors	Law Enforcement	Other government agencies
Business Infrastructure and Services	0	2	1	0	0	0
Economic Development	0	10	5	1	3	0
Employment and Human Resources Management	4	34	40	7	3	2
Health and Social Services	2	18	19	5	5	3
Law Enforcement and Public Safety	2	6	4	1	0	0

Public Infrastructure and Services	1	6	6	2	0	0
Regulatory Compliance	2	12	16	4	0	0
State of Hawaii, Judiciary Branch	Regular users (public access)	Regular users (internal access)	Technical/Operational/Administrative users	Third-Party Vendors	Law Enforcement	Other government agencies
Economic Development	0	3	1	1	1	0
Employment and Human Resources Management	1	4	1	1	0	0
Law Enforcement and Public Safety	0	4	5	1	0	0
Regulatory Compliance	0	2	1	0	0	0
State of Hawaii, Legislative Branch	Regular users (public access)	Regular users (internal access)	Technical/Operational/Administrative users	Third-Party Vendors	Law Enforcement	Other government agencies
Employment and Human Resources Management	0	2	2	0	0	0
Public Infrastructure and Services	0	1	0	0	0	0

APPENDIX G – Personal Information Accessibility per County and Usage

City and County of Honolulu	Website Access	Network Access	Terminal Access
Employment and Human Resources Management	1	6	1
Health and Social Services	0	1	0
Public Infrastructure and Services	1	1	0
Regulatory Compliance	1	1	0
County of Hawaii	Website Access	Network Access	Terminal Access
Economic Development	1	1	0
Employment and Human Resources Management	2	11	0
Law Enforcement and Public Safety	2	2	0
Public Infrastructure and Services	1	3	0
Regulatory Compliance	0	1	0
County of Kauai	Website Access	Network Access	Terminal Access
Employment and Human Resources Management	2	2	0
Health and Social Services	3	5	0
Public Infrastructure and Services	0	3	0
Regulatory Compliance	0	1	1
County of Maui	Website Access	Network Access	Terminal Access
Employment and Human Resources Management	2	1	0
State of Hawaii, Executive Branch	Website Access	Network Access	Terminal Access
Business Infrastructure and Services	1	2	0
Economic Development	4	7	0
Employment and Human Resources Management	20	32	3
Health and Social Services	8	18	2
Law Enforcement and Public Safety	2	4	0
Public Infrastructure and Services	4	3	1
Regulatory Compliance	6	15	1
State of Hawaii, Judiciary Branch	Website Access	Network Access	Terminal Access
Economic Development	0	3	0
Employment and Human Resources Management	2	2	0
Law Enforcement and Public Safety	0	5	0
State of Hawaii, Legislative Branch	Website Access	Network Access	Terminal Access
Employment and Human Resources Management	0	2	0
Public Infrastructure and Services	0	1	0

APPENDIX H – Retention Period per County and Usage

City and County of Honolulu	Less than 1 year	2 to 5 years	6 to 10 years	More than 10 years	No retention period
Employment and Human Resources Management	2	0	1	4	2
Health and Social Services	0	0	0	0	1
Law Enforcement and Public Safety	0	0	0	0	1
Public Infrastructure and Services	0	1	0	2	0
Regulatory Compliance	0	0	0	1	0
County of Hawaii	Less than 1 year	2 to 5 years	6 to 10 years	More than 10 years	No retention period
Economic Development	0	0	1	0	1
Employment and Human Resources Management	3	1	2	4	12
Health and Social Services	0	0	0	0	1
Law Enforcement and Public Safety	0	1	1	0	1
Public Infrastructure and Services	0	0	0	1	2
Regulatory Compliance	1	0	0	1	1
County of Kauai	Less than 1 year	2 to 5 years	6 to 10 years	More than 10 years	No retention period
Economic Development	0	0	0	0	1
Employment and Human Resources Management	0	0	0	2	2
Health and Social Services	1	0	3	2	
Law Enforcement and Public Safety	0	0	0	0	4
Public Infrastructure and Services	0	0	2	1	2
Regulatory Compliance	0	0	1	0	0
County of Maui	Less than 1 year	2 to 5 years	6 to 10 years	More than 10 years	No retention period
Employment and Human Resources Management	0	0	0	2	1
State of Hawaii, Executive Branch	Less than 1 year	2 to 5 years	6 to 10 years	More than 10 years	No retention period
Business Infrastructure and Services	0	0	0	0	2
Economic Development	1	0	3	3	4
Employment and Human Resources Management	9	8	6	13	16
Health and Social Services	4	4	1	7	9
Law Enforcement and Public Safety	1	0	1	0	6
Public Infrastructure and Services	0	1	0	3	6
Regulatory Compliance	6	3	1	7	5
State of Hawaii, Judiciary Branch	Less than 1 year	2 to 5 years	6 to 10 years	More than 10 years	No retention period
Economic Development	0	0	1	2	0
Employment and Human Resources Management	0	1	0	3	1
Law Enforcement and Public Safety	2	2	0	1	1
Regulatory Compliance	0	1	1	0	0

State of Hawaii, Legislative Branch	Less than 1 year	2 to 5 years	6 to 10 years	More than 10 years	No retention period
Employment and Human Resources Management	0	0	0	1	2
Public Infrastructure and Services	0	0	0	1	0

APPENDIX I – Offsite Data Location of Personal Information per County and Usage

City and County of Honolulu	Local	U.S. Mainland	Cloud-computing environment	International
Employment and Human Resources Management	3	0	1	0
Health and Social Services	1	0	0	0
Public Infrastructure and Services	0	1	0	0
Regulatory Compliance	1	0	0	0
County of Hawaii	Local	U.S. Mainland	Cloud-computing environment	International
Economic Development	1	1	1	0
Employment and Human Resources Management	3	2	4	0
Law Enforcement and Public Safety	1	0	1	0
Public Infrastructure and Services	1	0	1	0
County of Kauai	Local	U.S. Mainland	Cloud-computing environment	International
Employment and Human Resources Management	1	0	1	0
Health and Social Services	3	0	0	0
Regulatory Compliance	0	0	1	0
County of Maui	Local	U.S. Mainland	Cloud-computing environment	International
Employment and Human Resources Management	1	0	2	0
State of Hawaii, Executive Branch	Local	U.S. Mainland	Cloud-computing environment	International
Business Infrastructure and Services	1	0	1	0
Economic Development	3	1	3	0
Employment and Human Resources Management	9	4	18	0
Health and Social Services	11	2	5	0
Law Enforcement and Public Safety	0	1	1	0
Public Infrastructure and Services	0	0	3	0
Regulatory Compliance	5	1	4	0
State of Hawaii, Judiciary Branch	Local	U.S. Mainland	Cloud-computing environment	International
Employment and Human Resources Management	1	0	0	0
Law Enforcement and Public Safety	2	0	0	0
State of Hawaii, Legislative Branch	Local	U.S. Mainland	Cloud-computing environment	International
Employment and Human Resources Management	1	0	0	0